

# CITY CENTRE SHOPPES

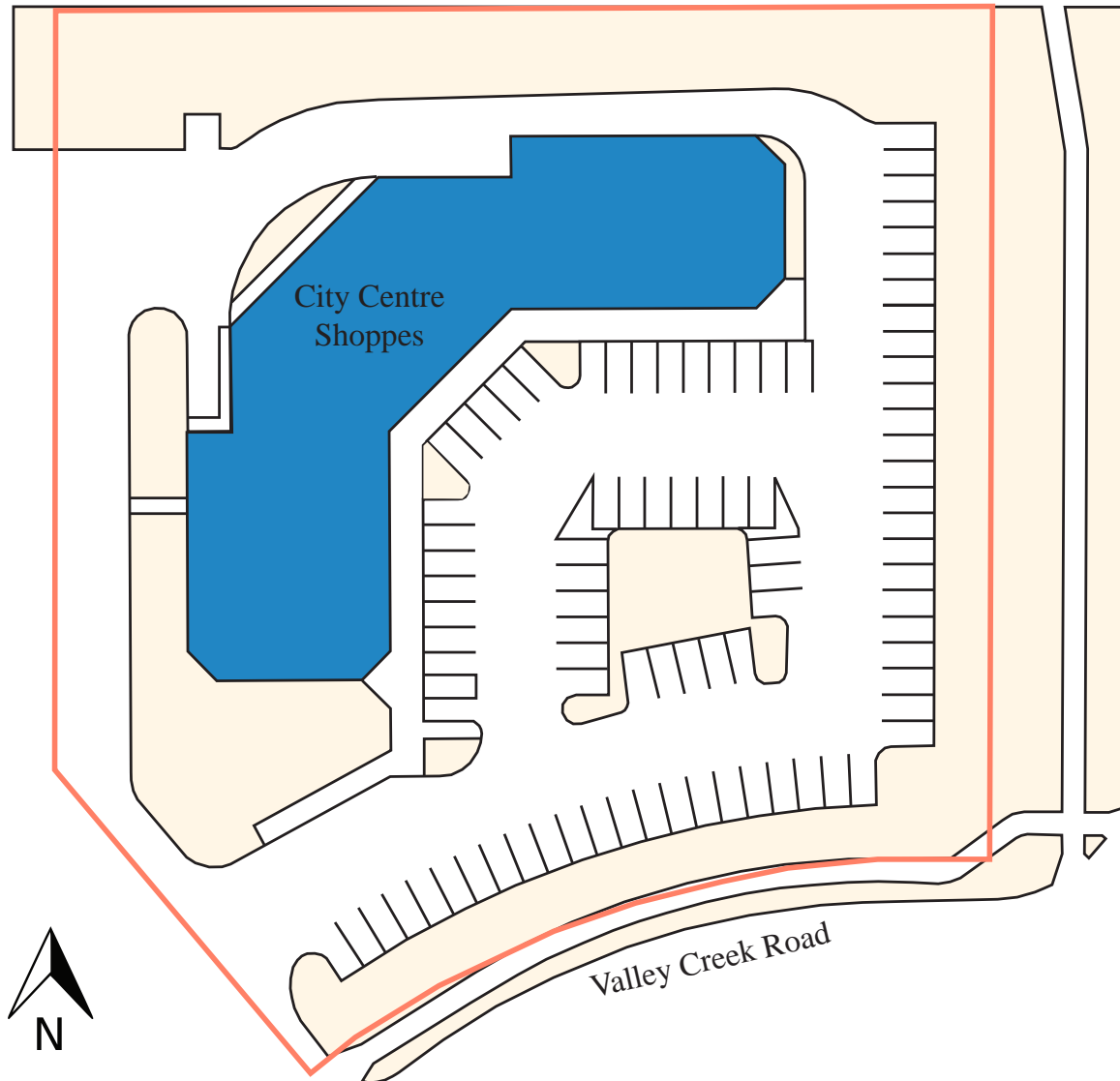


8470 City Centre Drive, Woodbury, MN 55125

# SITE PLAN

## PROPERTY HIGHLIGHTS

- Located in Woodbury's City Centre district
- Several residential communities are located in the immediate vicinity
- This attractive L-shaped center has a 100% brick exterior with handsome earth toned roof canopies and gold metal awnings



Radio Drive

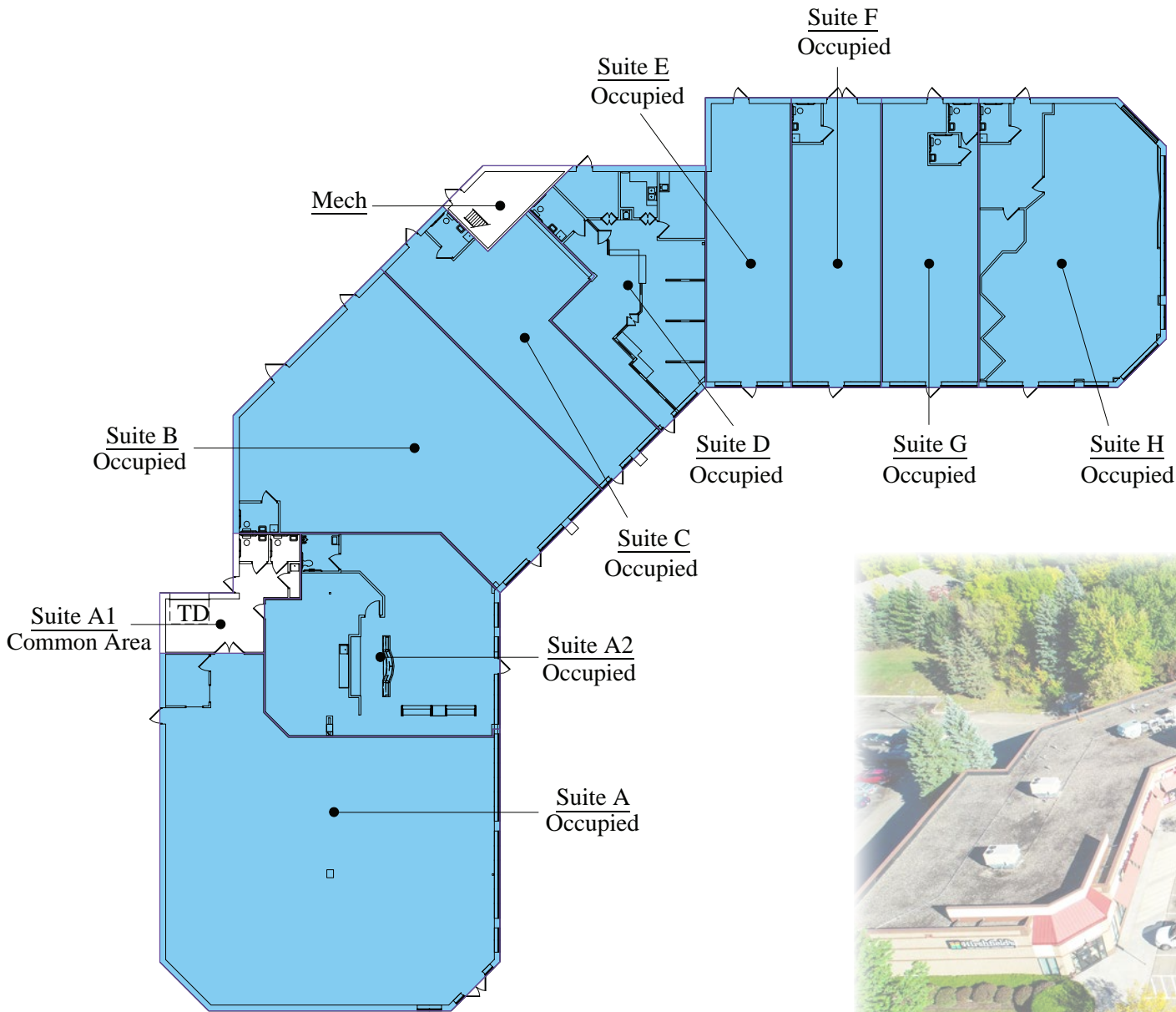
Valley Creek Road

- Parking Lot/Sidewalk
- Building
- Landscape
- Property Line

|                   |  |
|-------------------|--|
|                   |  |
|                   |  |
| ADDRESS           | 8470 City Centre Drive, Woodbury, MN 55125 |
| BUILDING AREA     | 17,900 SF                                  |
| NUMBER OF STORIES | 1  |
| PARKING STALLS    | 89 Stalls                                  |
| YEAR BUILT        | 1990                                       |
| CLEAR HEIGHT      | 16'  |



# FLOOR PLANS



**Main Floor**  
17,900 SF

- Building Common Area
- Vacant Retail Area
- Occupied Retail Area
- Vertical Penetration



# AREA DEMOGRAPHICS

|                  | 1 MILE    | 3 MILES   | 5 MILES   |
|------------------|-----------|-----------|-----------|
| POPULATION       | 1,643     | 67,827    | 128,996   |
| HOUSEHOLDS       | 3,957     | 24,930    | 47,813    |
| HOUSEHOLD INCOME | \$128,606 | \$125,939 | \$110,449 |



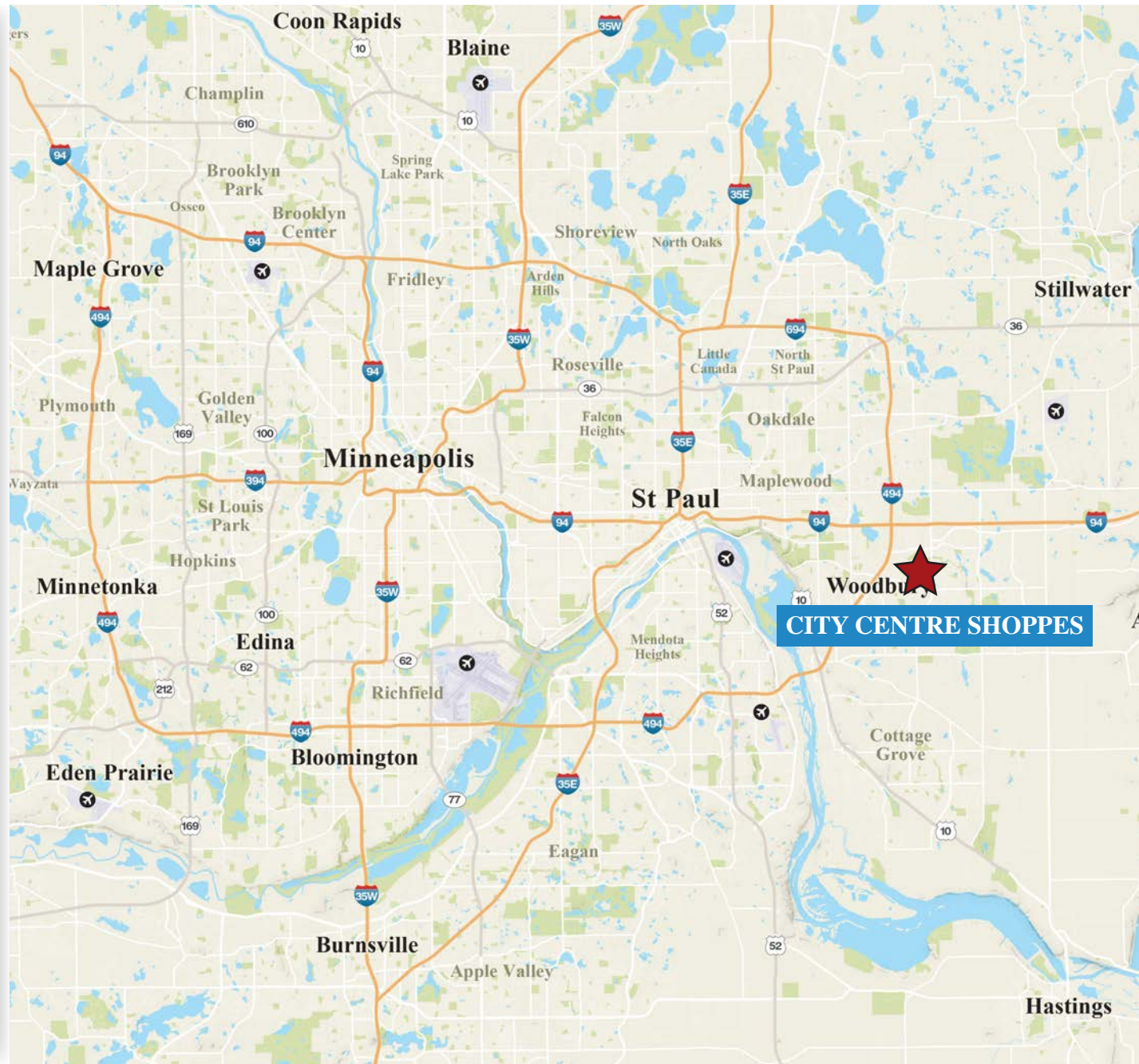
# CONTACTS

## Maryjean “MJ” Kroll, CPM, RPA

Property Manager & Leasing Agent  
(651) 999-5549 Direct  
mkroll@wellingtonmgt.com

## Judy Olson

Customer Service & Property Administrator  
(651) 999-5541 Direct  
(651) 999-5516 Customer Service  
jolson@wellingtonmgt.com



1625 Energy Park Drive, Suite 100, St. Paul, MN 55108 | Main (651) 292-9844 | Fax (651) 292-0072 | [wellingtonmgt.com](http://wellingtonmgt.com)