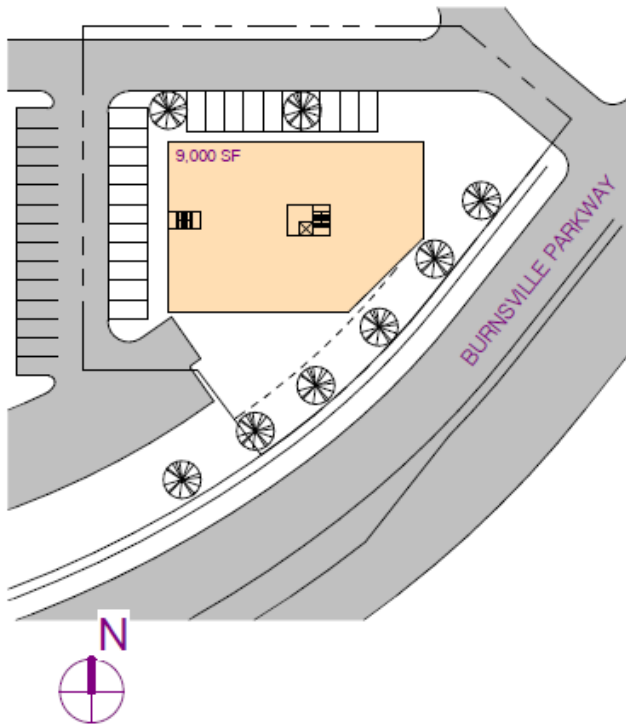
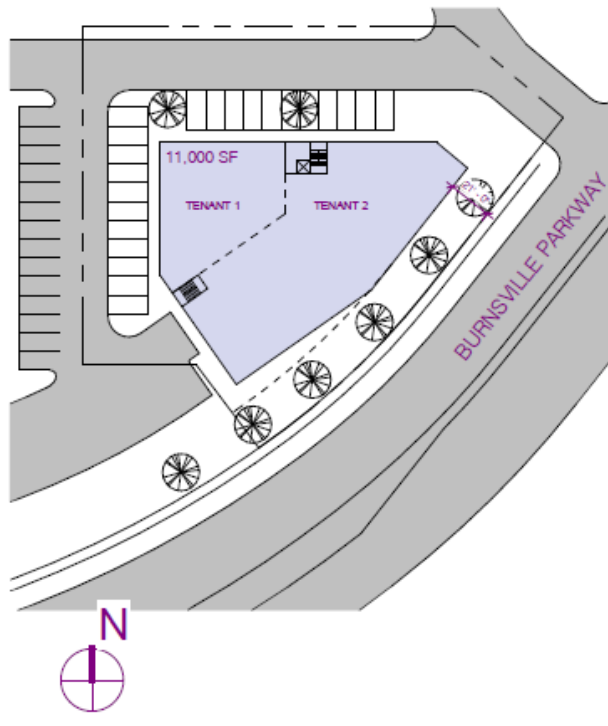


Concept Plan 1



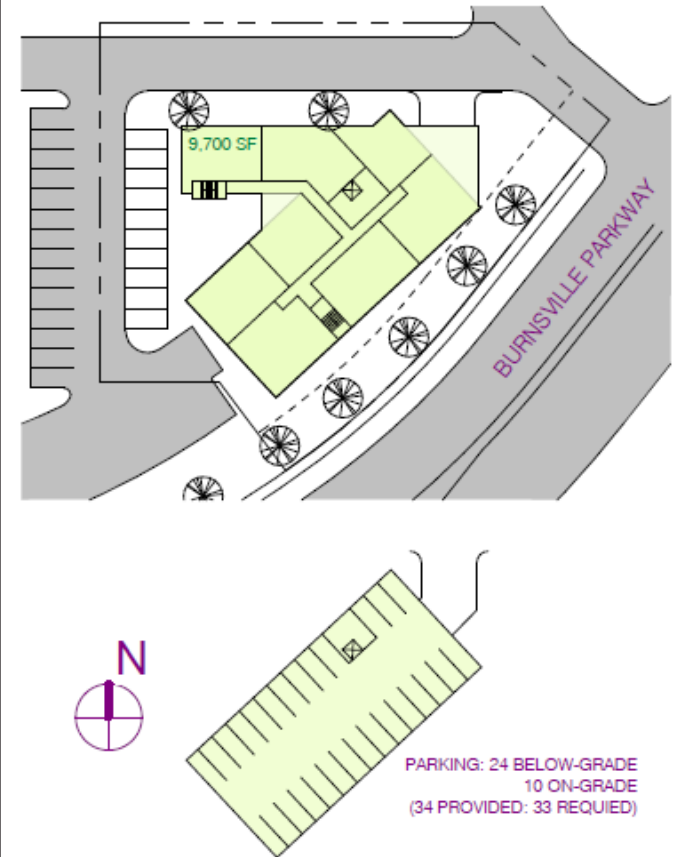
- Option A: Restaurant/Commercial
- Option B: Professional/Medical
- Site area: 32,200 SF
- Building foot print: 9,000 SF
- Building area: 18,000 SF
- Parking count: 18 spaces

Concept Plan 2



- Retail/Commercial
- Site area: 32,200 SF
- Building foot print: 11,000 SF
- Building area: 22,000 SF
- Parking count: 22 spaces

Concept Plan 3



- Active Adult Housing (22 units)
 - Level 1 - 6 units
 - Level 2 - 8 units
 - Level 3 - 8 units
- Site area: 32,200 SF
- Building foot print: 9,700 SF
- Building area: 36,700 SF
- Parking count: 24 spaces

PARKING: 24 BELOW-GRADE
10 ON-GRADE
(34 PROVIDED: 33 REQUIRED)